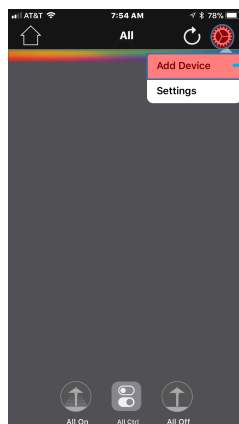
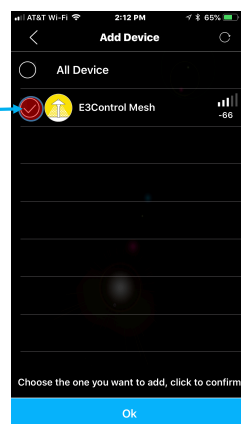



Add and name lamp.



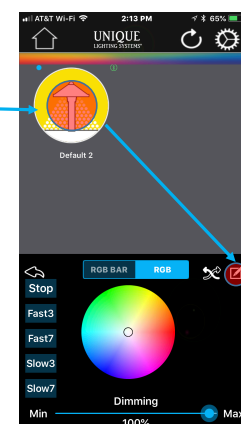
1. Select gear icon and click "Add Device" on the drop down.



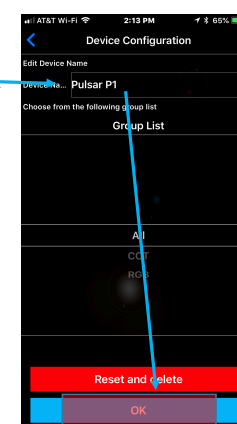
2. Select lamp you want to add. Press OK.



3. The app will add the lamp and confirm the total of lamps added.



4. From the home screen, press and hold the icon for 1 second, This will open the lamp control screen. Click the "Notepad Icon".



5. Name fixture and press ok.