



WWW.CORONALIGHTING.COM

ARCHITECTURAL GRADE SERIES

SPECIFICATION SHEET

Available From
Yardillumination.com
TEL. (866) 523-7774 FAX. (760) 295-1978
email: info@yardillumination.com

PRODUCT # : CL-345B-AB

• Step Lights

• Cast Brass

Fixture Specifications:

Housing: Heavy Duty Corrosion Resistant Cast Brass.

Faceplate: Diecast brass faceplate with frosted lens, fitted to stainless steel backplate.

Finish: **AB- Antique Bronze.** Natural toning process. AB finish will vary due to artistic process.

Lighting Source: Integrated LED, 12 single cores, 2.5 Watt, 250 Lumen. 3000 kelvin. Operating Voltage: 8-15VAC 20W Halogen equivalent, rated hours: 30,000. ambient temperature: -40°F to 124°F. CRI: Ra > 80

Wiring: Fixture is prewired with a 25 ft SPT2-W direct burial cord, pre-stripped for easy connection, wire connector available separately. Universal connector (**CX-839**) or gelfilled wire nut (**CX-854**) are available from Corona Lighting.

Mounting:

Surface mount slim stainless steel backplate with integrated LED module. Best used on concrete, brick, or other masonry surfaces. Two screws and two anchor bolts are provided.

Electrical Notes:

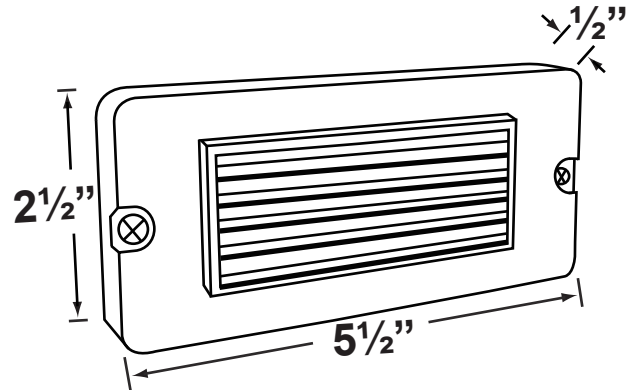

A remote 12V magnetic transformer is required, can be ordered from Corona Lighting, separately. Not for use with electronic transformer. Increasing voltage above 12 volts AC may decrease life of LED cores.

Dimensions:

5 1/2" (Width) x 2 1/2" (Height) x 1/2" (Depth)

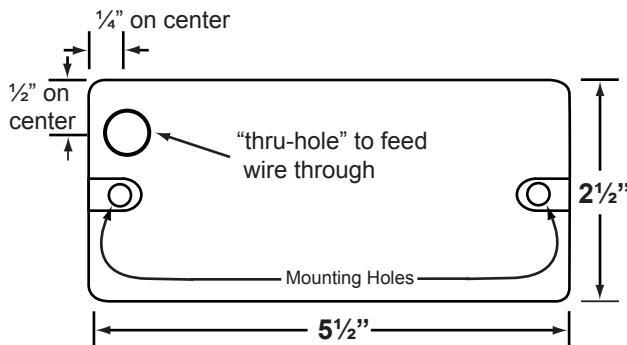
Warranty:

Limited lifetime warranty on fixture housing and faceplate against manufacturer's defects. Ten (10) year warranty on LED modules and components.



Template of backplate

NO BACKBOX REQUIRED



JOB INFORMATION

TYPE: DATE:

JOB NAME & ADDRESS:

PRODUCT #:

TOTAL QUANTITY:

LAMP TYPE & WATTAGE:

TRANSFORMER:

CONTRACTOR:

SPECIFIER:

• Corona Lighting reserves the right to make any change and/or improvement to the design and construction of this fixture without further notification.